



US009598314B2

(12) **United States Patent**
Sant et al.

(10) **Patent No.:** **US 9,598,314 B2**

(45) **Date of Patent:** **Mar. 21, 2017**

(54) **CORROSION INHIBITING CEMENTITIOUS COMPOSITIONS**

(71) Applicants: **The Regents of the University of California**, Oakland, CA (US); **Georgia Tech Research Corporation**, Atlanta, GA (US)

(72) Inventors: **Gaurav Sant**, Los Angeles, CA (US); **Magdalena Balonis-Sant**, Los Angeles, CA (US); **Kimberly E. Kurtis**, Atlanta, GA (US)

(73) Assignees: **THE REGENTS OF THE UNIVERSITY OF CALIFORNIA**, Oakland, CA (US); **GEORGIA TECH RESEARCH CORPORATION**, Atlanta, GA (US)

(*) Notice: Subject to any disclaimer, the term of this patent is extended or adjusted under 35 U.S.C. 154(b) by 75 days.

(21) Appl. No.: **14/399,499**

(22) PCT Filed: **May 6, 2013**

(86) PCT No.: **PCT/US2013/039776**

§ 371 (c)(1),

(2) Date: **Nov. 6, 2014**

(87) PCT Pub. No.: **WO2013/169675**

PCT Pub. Date: **Nov. 14, 2013**

(65) **Prior Publication Data**

US 2015/0114267 A1 Apr. 30, 2015

Related U.S. Application Data

(60) Provisional application No. 61/643,858, filed on May 7, 2012.

(51) **Int. Cl.**

C04B 7/02 (2006.01)

C04B 22/00 (2006.01)

(Continued)

(52) **U.S. Cl.**

CPC **C04B 22/0093** (2013.01); **C04B 7/02** (2013.01); **C04B 22/06** (2013.01); **C04B 28/04** (2013.01);

(Continued)

(58) **Field of Classification Search**

CPC **C04B 7/02**
See application file for complete search history.

(56) **References Cited**

U.S. PATENT DOCUMENTS

4,243,417 A 1/1981 Grouke et al.
5,296,300 A 3/1994 Carey, III et al.
(Continued)

FOREIGN PATENT DOCUMENTS

EP 0046057 8/1981
EP 0412686 2/1991
(Continued)

OTHER PUBLICATIONS

“Concrete containing TiO₂: an overview of photocatalytic NO_x abatement”, Amadelli et al., RILEM Proceedings (2007), PRO 55 (Photocatalysis, Environment and Construction Materials), p. 155-163.*

(Continued)

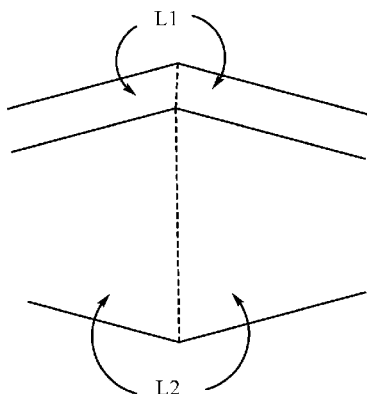
Primary Examiner — Paul Marcantoni

(74) *Attorney, Agent, or Firm* — Foley & Lardner LLP; Cliff Z. Liu

(57) **ABSTRACT**

Provided herein is a cementitious composition comprising a photoactivator, wherein the photoactivator is capable of converting NO_x to NO₂— or NO₃— when exposed to ultraviolet (U.V.) or visible light.

8 Claims, 1 Drawing Sheet



- (51) **Int. Cl.**
C04B 28/04 (2006.01)
C04B 22/06 (2006.01)
C04B 111/20 (2006.01)
C04B 111/26 (2006.01)
- (52) **U.S. Cl.**
 CPC ... *C04B 2111/2061* (2013.01); *C04B 2111/26*
 (2013.01)

(56) **References Cited**

U.S. PATENT DOCUMENTS

6,331,585	B1	12/2001	Merkel	
6,409,821	B1	6/2002	Cassar et al.	
6,824,826	B1 *	11/2004	Amadelli B82Y 30/00 106/286.1
7,615,512	B2 *	11/2009	Orth-Gerber C09C 1/3669 423/445 R
9,309,154	B2 *	4/2016	Guerrini C01G 23/047
2009/0209410	A1	8/2009	Tsujimichi et al.	
2010/0242806	A1	9/2010	Droll	
2010/0266470	A1 *	10/2010	Ancora B01D 53/885 423/239.1

FOREIGN PATENT DOCUMENTS

KR	102001008780	A	9/2001
WO	WO 2011/045038	*	4/2011

OTHER PUBLICATIONS

KR 2002058946 Lee (Jul. 12, 2002) abstract only.*
 KR 2002058946 (Jul. 12, 2002) Lee Machine Translation into English.*
 Bethany Halford, "Building Small, Nanotechnology Makes Inroads in the Construction Industry," Chemical & Engineering News, (2011) vol. 89, No. 24 pp. 12-17.
 Nick Dorman, "Material Developments: New Technologies and Their Implications for Building Construction," Owners Perspective (The Magazine of the Construction Owners Association of America) Oct. 10, 2011 (2011), <http://www.ownersperspective.org/item/75-material-developments-new-technologies-and-their-implications-for-building-construction/75-material-developments-new-technologies-and-their-implications-for-building-construction>, accessed Nov. 4, 2014.
 Lamaka et al., Nanoporous Titania Interlayer as Reservoir of Corrosion Inhibitors for Coatings With Self-Healing Ability, Progress in Organic Coatings, (2007) vol. 58, Issues 2-3, 1, pp. 127-135.
 Hosseinnia et al., "Photocatalytic Degradation of Organic Dyes with Different Chromophores by Synthesized Nano size TiO Particles," World Applied Sciences Journal, (2010) 8 (11): pp. 1327-1332.
 Liu et al., "Synthesis, Characterization and Anticorrosion Performance of Modified TiO₂ as Inhibitor," Advanced Materials Research, (2011) vols. 301-303, pp. 109-115.
 Sophia Blaschke, "Are Photocatalytic Noise Barriers an Environmentally Sound Option?," Presented for the degree of Master's of Engineering and Public Policy Thesis at McMaster University, Hamilton, Ontario, Canada, Sep. 19, 2011, 89 pages.

Magdalena Balonis, "The Influence of Inorganic Chemical Accelerators and Corrosion Inhibitors on the Mineralogy of Hydrated Portland Cement Systems," Thesis presented for the degree of Doctor of Philosophy at the University of Aberdeen, Aberdeen, Scotland, Jun. 2010, 294 pages.
 Burda et al., (2003), "Enhanced Nitrogen Doping in TiO₂ Nanoparticles," Nano Lett., vol. 3, No. 8, pp. 1049-1051.
 Chen, K. et al., "Photocatalytic cementitious material: Influence of the microstructure of cement paste on photocatalytic pollution degradation", Environmental Science & Technology, vol. 43, No. 23, 2009, pp. 8948-8952.
 Dong et al., (2009), "One-Step "Green" Synthetic Approach for Mesoporous C-Doped Titanium Dioxide with Efficient Visible Light Photocatalytic Activity," J. Phys. Chem. C, 113, pp. 16717-16723.
 He et al., (2008), "A Visible Light-Driven Titanium Dioxide Photocatalyst Codoped with Lanthanum and Iodine: An Application in the Degradation of Oxalic Acid," J. Phys. Chem., C 112, pp. 16431-16437.
 Hong et al., (2005), "Visible-Light-Activated Nanoparticle Photocatalyst of Iodine-Doped Titanium Dioxide", Chem. Mater., 17, pp. 1548-1552.
 In et al., (2007), "Effective Visible Light-Activated B-Doped and B,N-Codoped TiO₂ Photocatalysts," J. Am. Chem. Soc., 129, pp. 13790-13791.
 International Search Report and Written Opinion for International Application No. PCT/US2013/039776 dated Sep. 26, 2013.
 Li et al., (2008), "Preparation of Polyaniline-Modified TiO₂ Nanoparticles and Their Photocatalytic Active Under Visible Light Illumination," Applied Catalysis B: Environmental, 81, pp. 267-273.
 Livraghi et al., (2006), "Origin of Photoactivity of Nitrogen-Doped Titanium Dioxide Under Visible Light," J. Am. Chem. Soc., 128, pp. 15666-15671.
 Luo et al., (2004), "Photocatalytic Activity Enhancing for Titanium Dioxide by Co-doping with Bromine and Chlorine," Chem. Mater. 16, pp. 846-849.
 Matschei, T. et al., "The AFm phase in portland cement", Cement and Concrete Research, 2007, vol. 37, No. 2, pp. 118-130.
 Peng et al., (2008), "Preparation of Nitrogen-Doped Titanium Dioxide with Visible-Light Photocatalytic Activity Using a Facile Hydrothermal Method," Journal of Physics and Chemistry of Solids, 69, pp. 1657-1664.
 Reddy et al., (2005), "S-, N- and C-Doped Titanium Dioxide Nanoparticles: Synthesis, Characterization and Redox Charge Transfer Study," Journal of Solid State Chemistry, 178, pp. 3352-3358.
 Song et al., (2008), "Photocatalytic Activity of (Copper, Nitrogen)-Codoped Titanium Dioxide Nanoparticles," J. Am. Ceram. Soc., 91 (4), pp. 1369-1371.
 Song et al., (2010), "Visible Light-Driven Iodine-Doped Titanium Dioxide Nanotubes Prepared by Hydrothermal Process and Post-Calcination," Applied Catalysis A: General, 378, pp. 169-174.
 Xu et al., (2006), "Photocatalytic Effect of Carbon-Modified n-TiO₂ Nanoparticles Under Visible Light Illumination," Applied Catalysis B: Environmental, 64, pp. 312-317.
 Zhang et al., (2011), "A Highly Active Titanium Dioxide Based Visible-Light Photocatalyst with Nonmetal Doping and Plasmonic Metal Decoration," Angew. Chem., 123, pp. 7226-7230.

* cited by examiner

FIG. 1

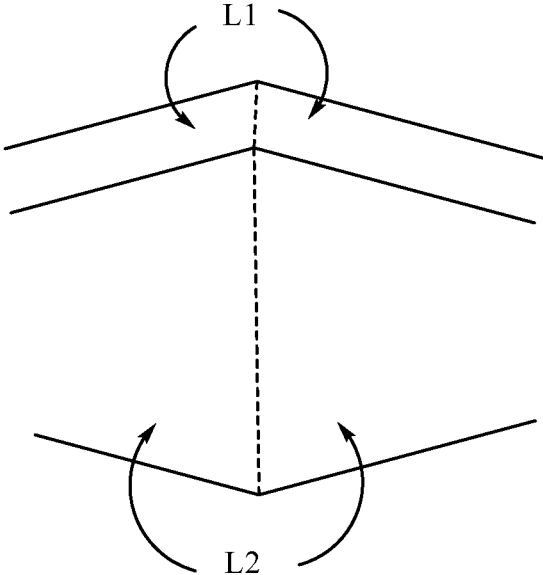
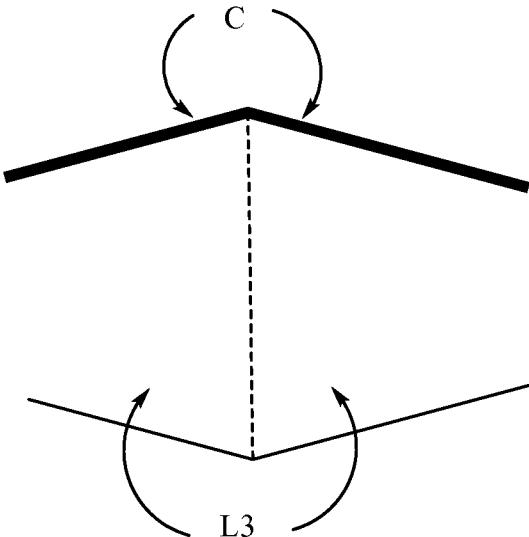


FIG. 2



1

CORROSION INHIBITING CEMENTITIOUS COMPOSITIONS

CROSS REFERENCE TO RELATED APPLICATION

This application is a National Stage Entry of PCT/US2013/039776 filed on May 6, 2013, which claims benefit under 35 U.S.C. §119(e) of U.S. provisional application No. 61/643,858, filed May 7, 2012, the content of which is incorporated herein in its entirety by reference.

FIELD OF INVENTION

This technology relates to cementitious compositions that can inhibit and impede corrosion.

STATE OF THE ART

Efficient infrastructure is a critical driver for economic growth. Aging and premature failure of infrastructure limits a country's potential for economic growth. A substantial cause of such premature failure is the electrochemical corrosion of reinforcing steel embedded in concrete infrastructure or cementitious composition. Prevention, maintenance and replacement of materials due to metallic corrosion is estimated to consume ~5% of an industrialized country's income each year.

Corrosion of this nature initiates when the intrusion of chloride Cl^- ions, accompanied by a drop in the pore solution pH, depassivates reinforcing steel rebar in the "covercrete". While efforts continue to limit corrosion by the use of stainless steel/epoxy coated rebar or corrosion inhibitors (e.g., CNIs or calcium nitrite and calcium nitrate inhibitors such as $\text{Ca}(\text{NO}_3)_2$ and $\text{Ca}(\text{NO}_2)_2$), aspects related to the cost/availability/efficiency/efficacy of materials have limited the use of these strategies. Corrosion mitigation in concrete bridge decks is particularly challenging, due to the combined effects of loading and environment, which can typically, include the application of Cl^- containing deicing chemicals making Cl^- induced corrosion common even in bridges remote from marine environments. At the same time, the potential for early age cracking in high surface area elements is amplified, increasing the rate at which aggressive chlorides may penetrate to the steel rebar. In a time of limited financial resources and environmental constraints, there is a need for a technology which can address this environmental/structural conservation.

SUMMARY

In one aspect, provided herein is a cementitious composition comprising 15-25 wt. % of an aluminate-ferrite-monosubstituent phase (AFm) and 0.001-5 wt. % of a photoactivator, wherein the photoactivator is capable of converting NO to NO_2^- or NO_3^- when exposed to ultraviolet (U.V.) or visible light. In one embodiment, the photoactivator comprises doped TiO_2 . In one embodiment, the cementitious composition comprises 16-24 wt. %, 17-23 wt. %, 18-22 wt. % of AFm. In one embodiment, the cementitious composition comprises at least 15 wt. % of AFm, or at least 16 wt. % of AFm, or at least 17 wt. % of AFm, or at least 18 wt. % of AFm, and up to 25 wt. % of AFm or more. In one embodiment, the cementitious composition comprises at least 0.001 wt. %, or at least 0.01 wt. %, or at least 0.1 wt. %, or at least 0.5 wt. % of the photoactivator and up to 5 wt. % or more of the photoactivator. In one embodiment,

2

the cementitious composition comprises 0.01-4 wt. %, or 0.1-3 wt. %, or 0.5-2 wt. % of the photoactivator. In one embodiment, the photoactivator is capable of converting NO_x to NO_2^- or NO_3^- when exposed to visible light. In one embodiment, the photoactivator is substantially present topically or on the surface of the cementitious composition.

As used herein, wt. % refers to % by weight compared to the total weight of the cementitious composition. As used herein, " NO_R " refers to one or more of NO and NO_2 . As used herein, "substantially" refers to 50% or more, or 75% or more or 90% or more by weight of the photoactivator being present topically, such that the photoactivator is accessible to U.V. or visible light and atmospheric NO_x .

The photoactivator can be applied as a layer (see FIG. 1 and its brief description) or a coating (see FIG. 2 and its brief description). As is readily understood by the skilled artisan in view of this disclosure, the photoactivator containing layer or coating can completely or partially cover the underlying concrete structure.

Also provided herein is a process of synthesis comprising contacting portland cement (or other hydraulic cement) with a sufficient amount of a composition comprising alumina and a sufficient amount of a photoactivator comprising doped TiO_2 under conditions suitable to provide a cementitious composition comprising 15-25 wt. % of AFm and 0.001-5 wt. % of the photoactivator. In one embodiment, up to about 75 wt. % of cement (e.g., about 25-75 wt. %, about 50-75 wt. %, or about 60-75 wt. %) is contacted with up to about 25 wt. % of a composition comprising alumina (e.g., about 5-25 wt. %, about 10-25 wt. %, or about 15-25 wt. %). In another embodiment, up to about 80 wt. % of cement (e.g., about 25-80 wt. %, about 50-80 wt. %, or about 60-80 wt. %) is contacted with up to about 20 wt. % of a composition comprising alumina (e.g., about 5-20 wt. %, about 10-20 wt. %, or about 15-20 wt. %). In another embodiment, 75 wt. % of portland cement or another hydraulic cement is contacted with 25 wt. % of a composition comprising alumina. In another embodiment, 80 wt. % of portland cement or another hydraulic cement is contacted with 20 wt. % of a composition comprising alumina. As used herein, the total weight of portland cement or another hydraulic cement and the composition comprising alumina is 100 wt. %. In another embodiment, a weight ratio of portland cement or another hydraulic cement to the composition comprising alumina is at least about 1.1, at least about 1.3, at least about 1.5, at least about 2, at least about 2.5, at least about 3, at least about 3.5, or at least about 4, and up to about 5, up to about 8, up to about 10, or more. In another embodiment, the composition comprising alumina comprises metakaolin, fly ash, or aluminous cements.

BRIEF DESCRIPTION OF THE FIGURES

FIG. 1 illustrates an embodiment of a cementitious composition where the photoactivator is substantially present topically. In this embodiment, the cementitious composition comprises layers L1 and L2, where the photoactivator is substantially present in L1 in accordance with this technology. L1 can further contain concrete. L2 contains concrete containing 15-25% of AFm.

FIG. 2 illustrates an embodiment of a cementitious composition where the photoactivator is substantially present topically. In this embodiment, the cementitious composition comprises a coating C and a layer L3. The photoactivator is

substantially present in coating C in accordance with this technology. L3 contains concrete containing 15-25% of AFm.

DETAILED DESCRIPTION

The solid phases in hydrated cement systems mainly include portlandite and a gel-like phase, a calcium silicate hydrate termed C—S—H. Alumina combines with water, calcium and sulfate to form mainly AFt (ettringite) and AFm phases. Portland cement pastes contain ~5-15% of combined amount of AFm and AFt.

AFm refers to a family of hydrated calcium aluminate hydrate phases. Its crystalline layer structure is derived from that of portlandite, $\text{Ca}(\text{OH})_2$, but with about one third of the Ca^{2+} ions replaced by a trivalent ion, such as Al^{3+} or Fe^{3+} . The resulting charge imbalance gives the layers a positive charge which is compensated by intercalated anions (e.g. SO_4^{2-} , OH^- , Cl^- , NO_3^- , etc.); the remaining interlayer space is filled with H_2O . Its general formula is $[\text{Ca}_2(\text{Al}, \text{Fe})(\text{OH})_6]_x\text{Y}_y\text{H}_2\text{O}$, where Y represents a monovalent ion or 0.5 of a divalent interlayer anion, as exemplified above, and y represents the number of water molecules. Studies have shown a multiplicity of AFm hydrate states and solid solution formation between various Y anions. Moreover, chloride and sulfate AFm phases form an anion-ordered compound, Kuzel's salt, e.g., with the 2:1 molar ratio of $[\text{Cl}^-]/[\text{SO}_4^{2-}]$. AFm containing Cl^- , OH^- , and CO_3^{2-} are also referred to as hydrocalumite. SO_4 -AFm (monosulfoaluminate) is also referred to as kuzelite and Cl-AFm is referred to as Friedel's salt. The AFm content of a cementitious composition can be increased by increasing the amount of alumina present in the cement. The amount of Al^{3+} ions can be controlled by adding aluminum-containing sources e.g. metakaolin, fly ash or aluminous cements.

AFt (aluminate-ferrite-trisubstituted) refers to $[\text{Ca}_3\text{Al}(\text{OH})_6]_2(\text{SO}_4)_3 \cdot (24+2)\text{H}_2\text{O}$ (also known as $\text{C}_6\text{A}\text{S}_3\text{H}_{32}$) or ettringite, which is a product of hydration of C_3A and gypsum. C_3A refers to $3\text{CaO} \cdot \text{Al}_2\text{O}_3$.

In some embodiments of this technology, photoactivators include without limitation, doped TiO_2 such as, mesoporous carbon doped TiO_2 nanomaterials with anatase phase (see, Dong et al., *J. Phys. Chem. C*, 2009, 113, 16717-16723), lanthanum and iodine doped TiO_2 (see, He et al., *J. Phys. Chem., C* 2008, 112, 16431-16437), doped TiO_2 prepared by direct hydrolysis of tetrabutyl titanate through iodine-doping (see, Hong et al., *Chem. Mater.*, 2005, 17, 1548-1552), boron doped TiO_2 (see, In et al., *J. Am. Chem. Soc.*, 2007, 129, 13790-13791), polyaniline modified TiO_2 nanoparticles (see, Li et al., *Applied Catalysis B: Environmental*, 81 (2008) 267-273), nitrogen doped TiO_2 (see, Burda et al., *Nano Lett.*, 2003, Vol. 3, No. 8, 1049-1051, Livraghi et al., *J. Am. Chem. Soc.*, 2006, 128, 15666-15671 and Peng et al., *Journal of Physics and Chemistry of Solids*, 69 (2008) 1657-1664), bromine and chlorine doped TiO_2 (see, Luo et al., *Chem. Mater.* 2004, 16, 846-849), anionic sulfur, carbon, and nitrogen doped TiO_2 (see, Reddy et al., *Journal of Solid State Chemistry*, 178 (2005) 3352-3358), copper nitrogen doped TiO_2 (see, Song et al., *J. Am. Ceram. Soc.*, 91 (4) 1369-1371 (2008)), iodine doped TiO_2 (see, Song et al., *Applied Catalysis A: General*, 378 (2010) 169-174), carbon modified TiO_2 (see, Xu et al., *Applied Catalysis B: Environmental*, 64 (2006) 312-317), and nitrogen and carbon doped TiO_2 (see, Zhang et al, *Angew. Chem.*, 2011, 123, 7226 7230). Each of these references are incorporated herein by reference. Also useful according to the present technol-

ogy are photoactivators which are capable of providing nitrite and nitrate species in aqueous solution by atmospheric NO_x conversion.

In some embodiment, AFm is characterized as containing OH^- and SO_4^{2-} in anion positions. In some other embodiments, such as under service conditions or when calcium carbonate is added, the AFm phase may also contain carbonate. According to the present technology, the AFm phases are utilized to serve as a smart sink for $\text{NO}_2^-/\text{NO}_3^-$ species generated during NO_x oxidation, which can then be released into the pore solution during Cl^- ingress. The presence of elevated levels of aqueous NO_2^- and/or NO_3^- species then inhibits steel corrosion. This approach which includes topical (e.g. coated or layered) and integral methods of anatase deployment is contemplated to be effective against steel corrosion as it is: (1) regenerative due to the continuous provisioning of $\text{NO}_2^-/\text{NO}_3^-$ species and (2) tunable: as linked to the NO_x oxidation efficiency (related to the TiO_2 structure/properties) and cement chemistry which controls the AFm phase balance (i.e., content) in the system. The approach is applicable to high value structural elements, such as reinforced concrete bridge/decks with a large surface to volume ratio (i.e., exposed surface area) that are exposed to moisture and salt action and whose repair or replacement is expensive.

The light sensitivity and physical properties of the anatase are linked to the chemistry of the cement to develop an auto adaptive material which exhibits smart ion exchange behavior. An intelligent materials engineering (IME) program is followed to aid in materials design. Here, numerical tools including: (1) Gibbs free energy minimization methods are used to predict cementitious phase assemblages and anion exchange capacities, (2) reactive transport models are used to predict coupled fluid and ion effects as relevant to describe NO_2^- , NO_3^- and Cl^- transport and corrosion inhibition and (3) nanoparticle aggregation models are used to describe the role of TiO_2 particle properties/dispersion on photoactivity. Experimental studies are applied to describe the role of the overall cement composition, partial pressure (e.g., of NO_x , O_2 , H_2O), electrochemical corrosion potential and fluid/ion transport. Further efforts evaluate the effect of topical or integral application of TiO_2 in organic/inorganic coatings or in the concrete bulk in terms of the efficiency/efficacy of each method. Spectroscopic methods are used to track interfacial changes and products on the TiO_2 and steel surface to describe TiO_2 fouling or steel corrosion.

The corrosion inhibitory efficacy of the compositions provided here are tested by various methods known in the art as illustrated and not limited by the following example.

EXAMPLE

Mixtures of C_3A , CaSO_4 , CaCl_2 , and the photoactivator are reacted at molar ratios indicated below under various partial pressures of NO_x and O_2 with water at 25° C. and agitated in stoppered containers for 45 days. The container is made of a material that allows sufficient amount of visible or U.V. radiation to pass through it and reach the photoactivator inside it. Solutions and solids for analysis are obtained by separating the solid and liquid phases by filtration.

5

Composition #	C ₃ A (moles)	CaSO ₄ (moles)	CaCl ₂ (moles)	Photoactivator (wt. % of total composition)
1A	0.01	0.01	0	0.5
2A	0.01	0.01	0.005	0.5
3A	0.01	0.01	0.0075	0.5
4A	0.01	0.01	0.01	0.5

% of a photoactivator, while keeping the other components same as tabulated above. Various photoactivators, e.g. those capable of converting NO_x to NO₂⁻/NO₃⁻ under U.V. or visible light are useful. The amount of NO₂⁻ or NO₃⁻ in the solid and the solution shows the conversion of NO_x to NO₂⁻/NO₃⁻ under U.V. or visible light in the compositions provided herein and correlates to the corrosion protecting effect of the compositions provided herein.

The invention claimed is:

1. A cementitious composition comprising at least 16 wt. % a hydrated cement comprising of aluminate-ferrite-mono-substituent phase (AFm) and 0.001-5 wt. % of a photoacti-

6

vator, wherein the photoactivator comprises doped TiO₂ and the photoactivator is capable of converting NO_x to NO₂⁻ or NO₃⁻ when exposed to U.V. or visible light.

2. The cementitious composition of claim 1, wherein the photoactivator is capable of converting NO_x to NO₂⁻ or NO₃⁻ when exposed to visible light.

3. The cementitious composition of claim 1, wherein 50% by weight or more of the photoactivator is present topically in the composition.

4. The cementitious composition of claim 3, wherein the photoactivator is coated.

5. The cementitious composition of claim 3, wherein the photoactivator is layered.

6. The cementitious composition of claim 1, comprising 18-22 wt. % of AFm.

7. The cementitious composition of claim 6, comprising 0.01-4 wt. % of the photoactivator.

8. The cementitious composition of claim 1, comprising at least 16 wt. % and up to 25 wt. % of AFm.

* * * * *