


P.O. J. 2694-2

Mr 25 1980

#37

BASE-LINE
3rd Quarter, 1979

MacMillan Special Research Center
LIBRARY TECHNICAL FILES




THE INSTITUTE OF PAPER CHEMISTRY, APPLETON, WISCONSIN

CONTINUOUS BASE-LINE STUDY (MODIFIED)
(MILL CORRUGATING MEDIUM DATA FOR JULY, AUGUST, SEPTEMBER, 1979)

Project 2694-2

Report Thirty-Seven
A Progress Report
to
FOURDRINIER KRAFT BOARD GROUP
OF THE
AMERICAN PAPER INSTITUTE

November 30, 1979



THE INSTITUTE OF PAPER CHEMISTRY
Post Office Box 1039
Appleton, Wisconsin 54912
Phone: 414/734-9251

December 14, 1979

Project 2694-2

Dear Sir:

We are enclosing a copy of the following report to the Fourdrinier Kraft Board Group of the American Paper Institute:

Report Thirty-Seven, Project 2694-2, a progress report entitled "Continuous Baseline Study of Mill Corrugating Medium; Data for July, August, September 1979" dated November 30, 1979.

The code identities for paper machines in your company from which data were submitted for evaluation are given on the inside of the front cover of this report.

Sincerely,

A handwritten signature in dark ink, appearing to read 'WJ Whitsitt', written in a cursive style.

William J. Whitsitt
Research Associate
Engineering Division

WJW/el
Enclosure

Nonparticipant in this report
No Code Letters

BASE-LINE
3rd Quarter, 1979

THE INSTITUTE OF PAPER CHEMISTRY

Appleton, Wisconsin

CONTINUOUS BASE-LINE STUDY (MODIFIED)
(MILL CORRUGATING MEDIUM DATA FOR JULY, AUGUST, SEPTEMBER, 1979)

Project 2694-2

Report Thirty-Seven

A Progress Report

to

FOURDRINIER KRAFT BOARD GROUP

OF THE

AMERICAN PAPER INSTITUTE

Information contained herein is furnished for your internal use only and is not to be disseminated or disclosed outside your company nor copied or otherwise reproduced without the express written permission of The Institute of Paper Chemistry

November 30, 1979

TABLE OF CONTENTS

	Page
SUMMARY	1
INTRODUCTION	2
PRESENTATION OF DATA	2
Presentations (Tables):	
Table I-II-III. 26-Lb Corrugating Medium, Monthly Averages of Mill Data.	3-4-5
Table IV. Data on Conditioning and Testing Environments	6
APPENDIX. NOTES A, B, C, D, AND E USED IN TABULATION OF MILL DATA	8

CONTINUOUS BASE-LINE STUDY (MODIFIED)
 (MILL CORRUGATING MEDIUM DATA FOR JULY, AUGUST, SEPTEMBER, 1979)

SUMMARY OF 26-LB CORRUGATING MEDIUM DATA
 (JUNE-SEPTEMBER, 1979)

Test	June		July		August		September		
	Total	Recycled	Total	Recycled	Total	Recycled	Total	Recycled	
Moisture content, %	Max. ^a	9.2	6.9	9.3	7.0	9.3	7.0	9.3	7.0
	Min. ^a	3.4	3.8	3.5	3.9	3.1	3.9	2.5	4.1
	Av. ^b	6.4(37)	5.7(10)	6.4(38)	5.7(10)	6.4(39)	5.7(11)	6.4(34)	5.9(8)
Adj. basis weight, ² lb/M Ft	Max. ^a	27.3	27.2	27.8	27.8	27.3	27.3	27.5	27.0
	Min. ^a	25.6	26.3	25.5	26.4	25.5	26.2	25.6	26.4
	Av. ^b	26.4(37)	26.7(10)	26.4(38)	26.8(10)	26.4(39)	26.8(11)	26.5(34)	26.6(8)
Caliper, pt.	Max. ^a	11.6	10.0	11.1	10.0	11.0	10.0	11.2	10.0
	Min. ^a	8.6	8.6	8.8	8.8	8.8	8.8	8.7	8.7
	Av. ^b	9.7(36)	9.2(9)	9.8(37)	9.2(9)	9.7(38)	9.1(10)	9.8(33)	9.2(7)
Concora, lb	Max. ^a	70.0	70.0	70.4	70.4	72.0	70.1	70.9	70.9
	Min. ^a	56.0	57.4	53.0	57.2	51.4	51.4	54.0	57.3
	Av. ^b	61.6(37)	62.8(10)	61.2(38)	62.1(10)	61.0(39)	60.6(11)	61.2(34)	62.0(8)

^aCurrent machine average.
^bCurrent F.K.B.G. average, number of machines is indicated in parentheses.

INTRODUCTION

The continuous base-line study (modified) is a compilation of monthly averages of mill test data obtained routinely on 26-lb corrugating medium manufactured in the member mills of F.K.B.G. Mill data are included for moisture content, basis weight, caliper, and Concora made on the production of individual machines which produced at least 500 tons of this grade weight during a given month.

PRESENTATION OF DATA

For the 26-lb grade weight of corrugating medium referred to earlier, data on conditioning and testing environments, mill test averages for moisture content, adjusted basis weight, caliper, and Concora results are compiled in the following tables.

Table Number	Description
I-II-III	Mill Test Averages on 26-Lb Corrugating Medium
IV	Data on Conditioning and Testing Environments

The procedures used in calculating cumulative machine averages, machine factors, machine indexes, and F.K.B.G. indexes are described in the Appendix.

It should be explained that the number of machines for which data are compiled in each table for a specified month varies for these reasons: a machine must have (a) produced at least 500 tons of 26-lb corrugating medium during the specified month, or (b) produced 500 tons of 26-lb corrugating medium during any one or more of the 12 months prior to the specified month (so that a cumulative average is available), to be included in a given table.

TABLE I
AVERAGES OF ROUTINE MILL QUALITY CONTROL DATA FOR 26 LB. CORRUGATING MEDIUM
JULY, 1979

CODE *E	MOISTURE CONTENT, PERCENT				ADJ. BASIS WT.,*A LB./ M. SQ. FT.				CALIPER, PT.				CONCORA TEST, LB.			
	MACHINE DATA				MACHINE DATA				MACHINE DATA				MACHINE DATA			
	CUR. AV.	CUM. AV.	FACT. *B	IND. *C	CUR. AV.	CUM. AV.	FACT. *B	IND. *C	CUR. AV.	CUM. AV.	FACT. *B	IND. *C	CUR. AV.	CUM. AV.	FACT. *B	IND. *C
A1	7.0	6.9	101.4	112.9	26.2	26.3	99.6	99.2	9.8	9.8	100.0	101.0	60.7	61.1	99.3	98.1
B1	7.5	7.5	100.0	121.0	26.2	26.3	99.6	99.2	9.1	8.6	105.8	93.8	66.0	66.2	99.7	106.6
C1(R)	7.0	7.0	100.0	112.9	26.4	26.4	100.0	100.0	9.8	9.6	102.1	101.0	70.4	70.3	100.1	113.7
D1(R)	4.0	4.1	97.6	64.5	27.2	26.6	102.2	103.0	9.0	9.0	100.0	92.8	60.0	60.4	99.3	96.9
E1	6.6	6.5	101.5	106.4	26.1	26.1	100.0	98.9	10.1	10.4	97.1	104.1	57.0	58.9	96.8	92.1
F1	6.7	7.0	95.7	108.1	26.2	26.3	99.6	99.2	9.2	9.3	98.9	94.8	62.2	61.9	100.5	100.5
G1(R)	6.5	6.4	101.6	104.8	26.7	26.8	99.6	101.1	9.0	9.0	100.0	92.8	63.0	65.0	96.9	101.8
H1	6.8	6.2	109.7	109.7	26.6	26.5	100.4	100.8	10.6	10.0	106.0	109.3	59.0	60.9	96.9	95.3
I1	6.9	6.9	100.0	111.3	26.3	26.3	100.0	99.6	9.7	9.5	102.1	100.0	60.0	60.8	98.7	96.9
J1		5.9				26.4				9.2				73.8		
K1	7.0	7.2	97.2	112.9	26.2	26.2	100.0	99.2	9.3	9.2	101.1	95.9	62.3	62.3	100.0	100.6
L1	5.6	5.8	96.6	90.3	26.6	26.6	100.0	100.8	8.9	9.2	96.7	91.8	65.0	66.3	98.0	105.0
M1(R)	6.0	6.0	100.0	96.8	26.4	26.4	100.0	100.0	10.0	10.0	100.0	103.1	63.5	63.8	99.5	102.6
N1(R)	5.2	5.3	98.1	83.9	27.0	27.1	99.6	102.3	9.0	9.0	100.0	92.8	57.8	57.6	100.3	93.4
O1	4.6	5.0	92.0	74.2	26.5	26.7	99.2	100.4	9.8	10.0	98.0	101.0	60.8	61.6	98.7	98.2
P1	6.9	6.9	100.0	111.3	26.5	26.7	99.2	100.4	10.8	10.8	100.0	111.3	63.7	63.0	101.1	102.9
Q1		7.2				26.2				8.8				70.5		
R1(R)	6.1	6.0	101.7	98.4	26.5	26.5	100.0	100.4	9.0	9.0	100.0	92.8	62.3	62.4	99.8	100.6
S1	9.3	9.2	101.1	150.0	25.8	25.8	100.0	97.7	9.8	9.8	100.0	101.0	64.0	63.8	100.3	103.4
T1	6.6	6.9	95.6	106.4	26.2	26.2	100.0	99.2	10.5	10.7	98.1	108.2	60.0	60.1	99.8	96.9
U1	3.5	3.9	89.7	56.4	26.9	26.9	100.0	101.9	10.0	10.4	96.2	103.1	59.2	59.8	99.0	95.6
V1	5.7	6.2	91.9	91.9	26.4	26.2	100.8	100.0	11.1	10.2	108.8	114.4	60.0	61.2	98.0	96.9
W1	7.3	7.2	101.4	117.7	26.1	26.0	100.4	98.9	9.4	9.0	104.4	96.9	67.0	66.5	100.8	108.2
X1	6.5	6.4	101.6	104.8	26.2	26.3	99.6	99.2	9.2	9.4	97.9	94.8	53.0	56.8	93.3	85.6
Y1	7.7	7.6	101.3	124.2	25.8	26.0	99.2	97.7	9.5	10.0	95.0	97.9	63.8	65.0	98.2	103.1
Z1	6.8	6.8	100.0	109.7	26.3	26.4	99.6	99.6	10.4	9.7	107.2	107.2	57.8	59.7	96.8	93.4
A2(R)	5.3	5.3	100.0	85.5	27.3	27.3	100.0	103.4	9.0	9.0	100.0	92.8	57.2	57.3	99.8	92.4
B2	5.7	5.4	105.6	91.9	26.6	26.7	99.6	100.8	11.1	10.8	102.8	114.4	59.0	59.9	98.5	95.3
C2(R)	3.9	4.2	92.8	62.9	27.8	27.1	102.6	105.3	8.8	8.6	102.3	90.7	60.9	60.7	100.3	98.4
D2	7.4	7.1	104.2	119.4	25.5	25.6	99.6	96.6	9.9	10.1	98.0	102.1	64.0	65.1	98.3	103.4
E2	5.7	5.6	101.8	91.9	26.6	26.5	100.4	100.8	9.0	8.8	102.3	92.8	58.9	61.1	96.4	95.2
F2	6.6	6.6	100.0	106.4	26.5	26.3	100.8	100.4	10.9	11.0	99.1	112.4	61.2	60.2	101.7	98.9
G2	6.0	6.0	100.0	96.8	27.3	27.3	100.0	103.4	9.2	9.8	93.9	94.8	57.7	57.3	100.7	93.2
H2(R)	6.8	6.8	100.0	109.7	26.4	26.4	100.0	100.0					64.0	64.0	100.0	103.4
I2	6.7	6.7	100.0	108.1	26.2	26.3	99.6	99.2	10.4	10.2	102.0	107.2	58.0	60.5	95.9	93.7
J2	6.1	6.2	98.4	98.4	26.3	26.5	99.2	99.6	10.1	9.8	103.1	104.1	61.7	61.7	100.0	99.7
K2	7.0	7.0	100.0	112.9	26.2	26.2	100.0	99.2	10.6	10.2	103.9	109.3	61.0	60.2	101.3	98.5
L2(R)	6.2	6.2	100.0	100.0	26.8	26.6	100.8	101.5	9.2	9.1	101.1	94.8	62.0	64.8	95.7	100.2
M2	7.4	6.8	108.8	119.4	26.1	26.3	99.2	98.9	10.4	10.5	99.0	107.2	61.2	62.5	97.9	98.9
N2	6.8	7.0	97.1	109.7	26.4	26.3	100.4	100.0	9.5	9.6	99.0	97.9	60.9	61.3	99.3	98.4

FKBG DATA	TOTAL	RECYCLED	TOTAL	RECYCLED	TOTAL	RECYCLED	TOTAL	RECYCLED
	CUR. AV	6.4	5.7	26.4	26.8	9.8	9.2	61.2
CUM. AV	6.2	5.7	26.4	26.7	9.7	9.2	61.9	62.5
IND. *D	103.2	100.0	100.0	100.4	101.0	100.0	98.9	99.4

(*)-- NOTES A, B, C, D, AND E, ARE GIVEN IN APPENDIX.

TABLE II
AVERAGES OF ROUTINE MILL QUALITY CONTROL DATA FOR 26 LB. CORRUGATING MEDIUM
AUGUST, 1979

CODE *E	MOISTURE CONTENT, PERCENT				ADJ. BASIS WT.,*A LB./ M SQ. FT.				CALIPER, PT.				CONCORA TEST, LB.			
	MACHINE DATA				MACHINE DATA				MACHINE DATA				MACHINE DATA			
	CUR. AV.	CUM. AV.	FACT. *B	IND. *C	CUR. AV.	CUM. AV.	FACT. *B	IND. *C	CUR. AV.	CUM. AV.	FACT. *B	IND. *C	CUR. AV.	CUM. AV.	FACT. *B	IND. *C
A1	6.8	6.9	98.6	109.7	26.2	26.3	99.6	99.2	9.8	9.8	100.0	101.0	60.8	61.1	99.5	98.4
B1	7.6	7.5	101.3	122.6	26.2	26.3	99.6	99.2	9.1	8.7	104.6	93.8	66.0	66.1	99.8	106.8
C1(R)	7.0	7.0	100.0	112.9	26.2	26.4	99.2	99.2	9.7	9.7	100.0	100.0	70.1	70.3	99.7	113.4
D1(R)	4.0	4.1	97.6	64.5	27.3	26.6	102.6	103.4	9.0	9.0	100.0	92.8	59.8	60.3	99.2	96.8
E1	6.6	6.5	101.5	106.4	26.1	26.1	100.0	98.9	10.3	10.4	99.0	106.2	57.0	58.5	97.4	92.2
F1	7.0	6.9	101.4	112.9	26.2	26.3	99.6	99.2	9.2	9.3	98.9	94.8	61.6	62.0	99.4	99.7
G1(R)	7.0	6.4	109.4	112.9	26.6	26.8	99.2	100.8	9.0	9.0	100.0	92.8	65.0	64.9	100.2	105.2
H1	7.2	6.3	114.3	116.1	26.6	26.5	100.4	100.8	10.6	10.1	105.0	109.3	59.0	60.6	97.4	95.5
I1	7.0	6.9	101.4	112.9	26.2	26.3	99.6	99.2	9.4	9.5	98.9	96.9	60.0	60.7	98.8	97.1
J1		6.0				26.4				9.2				73.7		
K1	6.8	7.2	94.4	109.7	26.2	26.2	100.0	99.2	9.3	9.2	101.1	95.9	62.3	62.1	100.3	100.8
L1	6.1	5.7	107.0	98.4	26.6	26.6	100.0	100.8	9.0	9.2	97.8	92.8	64.9	66.0	98.3	105.0
M1(R)	6.0	6.0	100.0	96.8	26.4	26.4	100.0	100.0	10.0	10.0	100.0	103.1	63.0	63.7	98.9	101.9
N1(R)	5.2	5.3	98.1	83.9	27.1	27.1	100.0	102.6	9.0	9.0	100.0	92.8	57.3	57.6	99.5	92.7
O1	3.1	5.0	62.0	50.0	27.1	26.6	101.9	102.6	10.0	9.9	101.0	103.1	58.8	61.5	95.6	95.1
P1	6.9	6.9	100.0	111.3	26.0	26.6	97.7	98.5	10.5	10.8	97.2	108.2	62.3	63.1	98.7	100.8
Q1	7.6	7.2	105.6	122.6	26.0	26.2	99.2	98.5	9.0	8.8	102.3	92.8	72.0	70.5	102.1	116.5
R1(R)	6.1	6.0	101.7	98.4	26.8	26.5	101.1	101.5	9.0	9.0	100.0	92.8	62.2	62.5	99.5	100.6
S1	9.3	9.2	101.1	150.0	25.6	25.8	99.2	97.0	10.0	9.8	102.0	103.1	63.0	64.2	98.1	101.9
T1	6.7	6.8	98.5	108.1	26.2	26.2	100.0	99.2	10.6	10.7	99.1	109.3	59.0	59.9	98.5	95.5
U1	3.2	3.7	86.5	51.6	27.0	26.9	100.4	102.3	9.8	10.4	94.2	101.0	59.0	59.7	98.8	95.5
V1	6.0	6.1	98.4	96.8	26.4	26.2	100.8	100.0	10.6	10.3	102.9	109.3	60.0	61.0	98.4	97.1
W1	7.0	7.3	95.9	112.9	26.1	26.1	100.0	98.9	9.3	9.2	101.1	95.9	64.0	66.7	96.0	103.6
X1	6.1	6.4	95.3	98.4	26.1	26.3	99.2	98.9	9.2	9.4	97.9	94.8	54.0	56.6	95.4	87.4
Y1	7.5	7.6	98.7	121.0	26.3	25.9	101.5	99.6	9.8	9.8	100.0	101.0	64.5	64.4	100.2	104.4
Z1	6.8	6.8	100.0	109.7	26.5	26.3	100.8	100.4	10.2	9.8	104.1	105.2	59.3	59.6	99.5	96.0
A2(R)	5.4	5.3	101.9	87.1	27.2	27.3	99.6	103.0	9.0	9.0	100.0	92.8	51.4	57.2	89.9	83.2
B2	5.7	5.4	105.6	91.9	26.7	26.7	100.0	101.1	10.6	10.8	98.1	109.3	60.0	59.6	100.7	97.1
C2(R)	3.9	4.2	92.8	62.9	27.1	27.1	100.0	102.6	8.8	8.7	101.1	90.7	61.0	60.8	100.3	98.7
D2	7.3	7.2	101.4	117.7	25.5	25.6	99.6	96.6	10.1	10.0	101.0	104.1	63.0	64.9	97.1	101.9
E2		5.6				26.5				8.8				60.9		
F2	6.9	6.6	104.5	111.3	26.6	26.3	101.1	100.8	11.0	10.9	100.9	113.4	61.3	60.3	101.6	99.2
G2	6.2	6.0	103.3	100.0	27.2	27.3	99.6	103.0	9.8	9.8	100.0	101.0	57.8	57.2	101.0	93.5
H2(R)	6.8	6.8	100.0	109.7	26.4	26.4	100.0	100.0					62.0	64.0	96.9	100.3
I2	6.3	6.7	94.0	101.6	26.2	26.3	99.6	99.2	10.2	10.2	100.0	105.2	57.0	60.0	95.0	92.2
J2	6.4	6.2	103.2	103.2	26.3	26.5	99.2	99.6	10.3	9.8	105.1	106.2	61.7	61.5	100.3	99.8
K2	7.0	7.0	100.0	112.9	26.2	26.2	100.0	99.2	10.5	10.2	102.9	108.2	61.0	60.2	101.3	98.7
L2(R)	6.2	6.2	100.0	100.0	26.8	26.6	100.8	101.5	8.9	9.1	97.8	91.8	63.0	64.5	97.7	101.9
M2	7.1	6.9	102.9	114.5	26.2	26.3	99.6	99.2	10.4	10.5	99.0	107.2	61.8	62.2	99.4	100.0
N2	7.0	7.0	100.0	112.9	26.3	26.3	100.0	99.6	9.5	9.6	99.0	97.9	61.1	61.3	99.7	98.9
O2(R)	5.6			90.3	27.1			102.6	9.0			92.8	51.7			83.6

FKBG DATA		TOTAL	RECYCLED	TOTAL	RECYCLED	TOTAL	RECYCLED	TOTAL	RECYCLED
CUR. AV		6.4	5.7	26.4	26.8	9.7	9.1	61.0	60.6
CUM. AV		6.2	5.7	26.4	26.7	9.7	9.2	61.8	62.5
IND. *D		103.2	100.0	100.0	100.4	100.0	98.9	98.7	97.0

(*)-- NOTES A, B, C, D, AND E, ARE GIVEN IN APPENDIX.

TABLE III
AVERAGES OF ROUTINE MILL QUALITY CONTROL DATA FOR 26 LB. CORRUGATING MEDIUM
SEPTEMBER, 1979

CODE *E	MOISTURE CONTENT, PERCENT				ADJ. BASIS WT.,*A LB./ M SQ. FT.				CALIPER, PT.				CONCORA TEST, LB.			
	MACHINE DATA				MACHINE DATA				MACHINE DATA				MACHINE DATA			
	CUR. AV.	CUM. AV.	FACT. *B	IND. *C	CUR. AV.	CUM. AV.	FACT. *B	IND. *C	CUR. AV.	CUM. AV.	FACT. *B	IND. *C	CUR. AV.	CUM. AV.	FACT. *B	IND. *C
A1	7.1	6.9	102.9	112.7	26.2	26.3	99.6	99.2	9.9	9.8	101.0	102.1	60.6	61.1	99.2	98.2
B1	7.5	7.5	100.0	119.0	26.3	26.3	100.0	99.6	9.7	8.8	110.2	100.0	66.0	66.1	99.8	107.0
C1(R)	7.0	7.0	100.0	111.1	26.4	26.4	100.0	100.0	9.8	9.7	101.0	101.0	70.9	70.3	100.8	114.9
D1		4.1				26.7				9.0				60.3		
E1	6.6	6.5	101.5	104.8	26.1	26.1	100.0	98.9	10.1	10.4	97.1	104.1	58.0	58.4	99.3	94.0
F1	7.1	6.9	102.9	112.7	26.3	26.3	100.0	99.6	9.4	9.3	101.1	96.9	60.8	62.0	98.1	98.5
G1(R)	6.5	6.5	100.0	103.2	26.7	26.8	99.6	101.1	9.0	9.0	100.0	92.8	64.0	65.0	98.5	103.7
H1	6.9	6.4	107.8	109.5	26.4	26.5	99.6	100.0	10.5	10.2	102.9	108.2	58.0	60.3	96.2	94.0
I1	6.9	6.9	100.0	109.5	26.2	26.3	99.6	99.2	9.2	9.5	96.8	94.8	61.0	60.6	100.7	98.9
J1		6.0				26.4				9.2				73.6		
K1		7.1				26.2				9.3				61.9		
L1	6.1	5.7	107.0	96.8	26.5	26.6	99.6	100.4	8.8	9.1	96.7	90.7	65.0	65.9	98.6	105.3
M1(R)	6.0	6.0	100.0	95.2	26.4	26.4	100.0	100.0	10.0	10.0	100.0	103.1	63.0	63.6	99.0	102.1
N1(R)	5.2	5.3	98.1	82.5	27.0	27.1	99.6	102.3	9.0	9.0	100.0	92.8	57.3	57.3	100.0	92.9
O1	2.8	4.8	58.3	44.4	26.8	26.7	100.4	101.5	10.0	10.0	100.0	103.1	59.0	61.2	96.4	95.6
P1	6.6	6.9	95.6	104.8	26.2	26.5	98.9	99.2	10.6	10.7	99.1	109.3	63.2	63.0	100.3	102.4
Q1	7.2	7.4	97.3	114.3	26.1	26.1	100.0	98.9	9.1	8.9	102.2	93.8	67.0	71.0	94.4	108.6
R1		6.0				26.5				9.0				62.7		
S1	9.3	9.2	101.1	147.6	25.8	25.8	100.0	97.7	10.0	9.8	102.0	103.1	63.0	64.0	98.4	102.1
T1	6.5	6.8	95.6	103.2	26.3	26.2	100.4	99.6	10.6	10.7	99.1	109.3	58.0	59.8	97.0	94.0
U1	2.5	3.5	71.4	39.7	27.1	27.0	100.4	102.6	10.0	10.3	97.1	103.1	59.0	59.6	99.0	95.6
V1	5.9	6.0	98.3	93.6	26.3	26.2	100.4	99.6	10.4	10.4	100.0	107.2	60.0	60.9	98.5	97.2
W1		7.2				26.1				9.2				66.0		
X1	6.3	6.4	98.4	100.0	25.9	26.3	98.5	98.1	9.4	9.4	100.0	96.9	54.0	56.4	95.7	87.5
Y1		7.6				26.0				9.8				64.4		
Z1	6.9	6.8	101.5	109.5	27.5	26.3	104.6	104.2	10.4	9.8	106.1	107.2	58.8	59.5	98.8	95.3
A2(R)	5.3	5.3	100.0	84.1	26.6	27.3	97.4	100.8	9.0	9.0	100.0	92.8	57.8	56.7	101.9	93.7
B2	5.1	5.4	94.4	81.0	26.9	26.7	100.7	101.9	11.2	10.9	102.8	115.5	60.0	59.6	100.7	97.2
C2(R)	4.1	4.1	100.0	65.1	27.0	27.2	99.3	102.3	8.7	8.7	100.0	89.7	61.0	61.0	100.0	98.9
D2	7.3	7.2	101.4	115.9	25.6	25.6	100.0	97.0	10.2	10.0	102.0	105.2	65.0	64.8	100.3	105.3
E2		5.7				26.5				8.8				60.9		
F2	6.7	6.6	101.5	106.3	26.3	26.4	99.6	99.6	11.0	10.9	100.9	113.4	64.2	60.6	105.9	104.0
G2	5.9	6.1	96.7	93.6	27.5	27.2	101.1	104.2	9.2	9.8	93.9	94.8	59.8	57.2	104.5	96.9
H2(R)	6.8	6.8	100.0	107.9	26.4	26.4	100.0	100.0					61.0	63.8	95.6	98.9
I2	6.7	6.6	101.5	106.3	26.1	26.3	99.2	98.9	10.3	10.2	101.0	106.2	58.0	59.8	97.0	94.0
J2	6.4	6.2	103.2	101.6	27.0	26.5	101.9	102.3	10.4	9.9	105.0	107.2	61.7	61.7	100.0	100.0
K2	7.1	7.0	101.4	112.7	26.2	26.2	100.0	99.2	10.4	10.3	101.0	107.2	59.0	60.2	98.0	95.6
L2(R)	6.1	6.2	98.4	96.8	26.7	26.7	100.0	101.1	9.1	9.1	100.0	93.8	61.0	64.2	95.0	98.9
M2	7.5	7.0	107.1	119.0	26.1	26.2	99.6	98.9	10.4	10.4	100.0	107.2	61.3	62.0	98.9	99.4
N2	7.0	7.0	100.0	111.1	26.4	26.3	100.4	100.0	9.5	9.6	99.0	97.9	61.3	61.2	100.2	99.4
O2		5.6				27.1				9.0				51.7		
P2	7.5		119.0		26.5		100.4		9.0		92.8		64.0		103.7	
FKBG DATA																
	TOTAL	RECYCLED			TOTAL	RECYCLED			TOTAL	RECYCLED			TOTAL	RECYCLED		
CUR. AV	6.4	5.9			26.5	26.6			9.8	9.2			61.2	62.0		
CUM. AV	6.3	5.7			26.4	26.7			9.7	9.2			61.7	62.4		
IND. *D	101.6	103.5			100.4	99.6			101.0	100.0			99.2	99.4		

(*)-- NOTES A, B, C, D, AND E, ARE GIVEN IN APPENDIX.

TABLE IV
DATA ON CONDITIONING AND TESTING ENVIRONMENTS
JULY, AUGUST, SEPTEMBER, 1979


Code	Conditioning Environment			Testing Environment	
	Are Quality Samples Conditioned Before Testing?	Time	Temp., °F	RH, %	
A1	No	--	--	--	No
B1	No	--	--	--	Yes: 73 ± 2°F; 50 ± 2% RH
C1	No	--	--	--	Yes: 72 ± 1°F; 50 ± 1% RH
D1	Yes	15 Min	72	50	Yes: 72°F; 50% RH
E1	No	--	--	--	Yes: 73 ± 2°F; 50 ± 2% RH
F1	No	--	--	--	No
G1	No	--	--	--	No
H1	No	--	--	--	No
I1	No	--	--	--	Yes: 72 ± 2°F; 50 ± 2% RH
J1	No data submitted for this quarter				
K1	No	--	--	--	No
L1	No	--	--	--	No
M1	No	--	--	--	Yes: 72 ± 2°F; 50 ± 3% RH
N1	No	--	--	--	No
O1	No	--	--	--	No
P1	No	--	--	--	Yes: 70 ± 2°F; 50 ± 2% RH
Q1	No	--	--	--	Yes: 73 ± 2°F; 50 ± 2% RH
R1	Yes	15 Min	72	50	Yes: 72°F; 50% RH
S1	No	--	--	--	No
T1	No	--	--	--	Yes: 73 ± 2°F; 50 ± 2% RH
U1	No	--	--	--	No
V1	No	--	--	--	Yes: 72 ± 1°F; 50 ± 2% RH
W1	No	--	--	--	Yes: 73 ± 2°F; 50 ± 2% RH
X1	No	--	--	--	No
Y1	No	--	--	--	Yes: 70 ± 2°F; 50 ± 2% RH
Z1	Yes	20 Min	--	--	Yes: 72 ± 2°F; 50 ± 2% RH
A2	No	--	--	--	No
B2	No	--	--	--	Yes: 72 ± 1°F; 50 ± 2% RH
C2	No	--	--	--	Yes: 73 ± 2°F; 50 ± 5% RH
D2	No	--	--	--	No
E2	No	--	--	--	Yes: 73 ± 3.5°F; 50 ± 2% RH
F2	No	--	--	--	No
G2	Yes	20 Min	--	--	Yes: 73 ± 2°F; 50 ± 2% RH
H2	No	--	--	--	Yes: 72 ± 2°F; 50 ± 5% RH
I2	No	--	--	--	Yes: 73 ± 2°F; 50 ± 2% RH
J2	No	--	--	--	Yes: 73 ± 2°F; 50 ± 5% RH
K2	No	--	--	--	Yes: 72 ± 2°F; 50 ± 2% RH
L2	No	--	--	--	No
M2	No	--	--	--	Yes: 70 ± 2°F; 50 ± 2% RH
N2	No	--	--	--	No
O2	Yes	20 Min	--	--	Yes: 72 ± 3.5°F; 50 ± 2% RH

THE INSTITUTE OF PAPER CHEMISTRY

A handwritten signature in cursive script, appearing to read "W. J. Whitsitt", is written over a horizontal line.

William J. Whitsitt
Research Associate
Engineering Division

Approved by

A handwritten signature in cursive script, appearing to read "Clyde H. Sprague", is written over a horizontal line.

Clyde H. Sprague
Senior Research Associate
Engineering Division

APPENDIX

NOTES A, B, C, D, AND E, USED IN TABULATIONS OF MILL DATA

Notes A, B, C, D, and E, used in the tables of mill data are given below; these notes define the procedure used in calculating adjusted basis weight, machine factor, machine index, and F.K.B.G. index. It should be stressed that each formula is applicable only to a specific physical property of corrugating medium.

Note A: Adjusted basis weight (ABW) = reported weight (RBW) adjusted to moisture content of 7.8%:

$$ABW = RBW \left[\frac{(100 - \text{reported moisture content, \%})}{(100 - 7.8)} \right]$$

Note B: Machine factor (%) = $\left[\frac{\text{Current machine average}}{\text{Cumulative machine average}} \right] \cdot 100$ where

$$\text{Cumulative machine average} = \sum \frac{\text{CMA's}^a \text{ for previous 12 months excluding CMA for current month}}{12}$$

Note C: Machine index (%) = $\left[\frac{\text{Current machine average}}{\text{Cumulative F.K.B.G. total average}} \right] \cdot 100$ where

$$\text{Cumulative F.K.B.G. average} = \sum \frac{\text{CFKBGA's}^b \text{ for previous 12 months excluding CFKBGA for current month}}{12}$$

Note D: F.K.B.G. index (%) = $\left[\frac{\text{Current F.K.B.G. average}}{\text{Cumulative F.K.B.G. average}} \right] \cdot 100$ where

$$\text{Current F.K.B.G. average} = \sum \frac{\text{CMA's}^a \text{ for current month for all machines}}{\text{Number of machines}}$$

Note E: (R) — Indicates a medium manufactured from recycled fibers.

^aCMA = current machine average for a specific physical property of 26-lb corrugating medium obtained during a given month on a specific machine.

^bCFKBGA = current F.K.B.G. average for a specific physical property of 26-lb corrugating medium obtained during a given month.

IPST HASELTON LIBRARY



5 0602 01065009 3